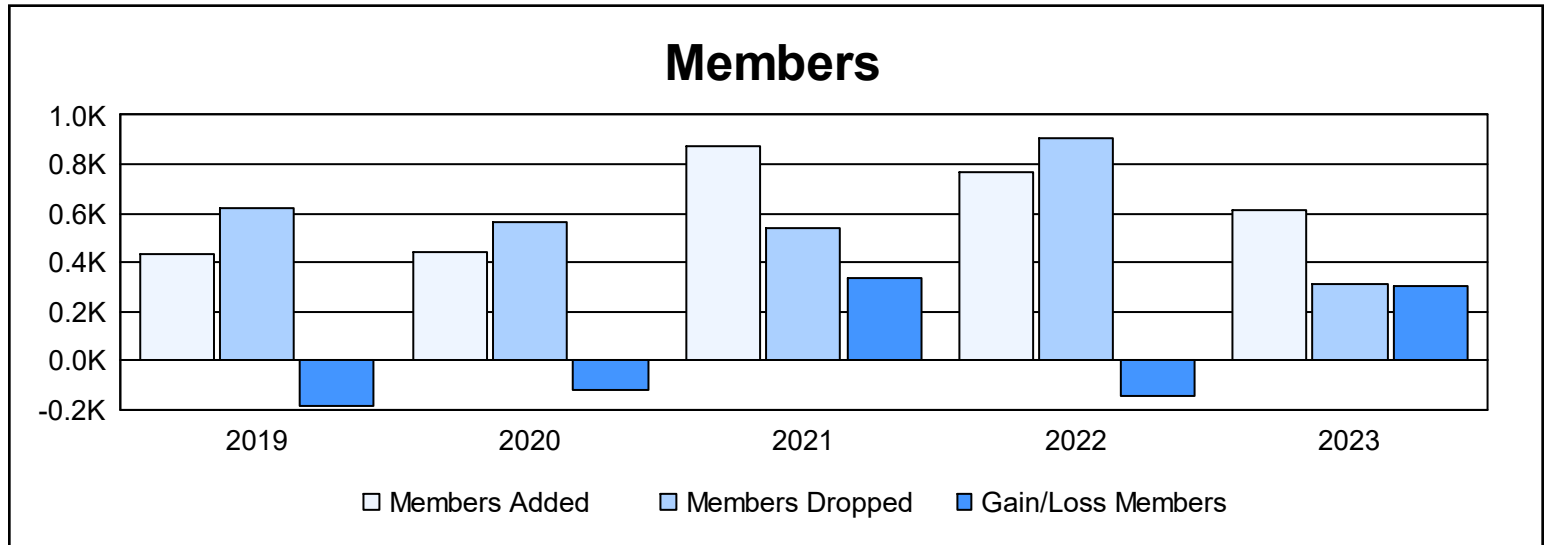
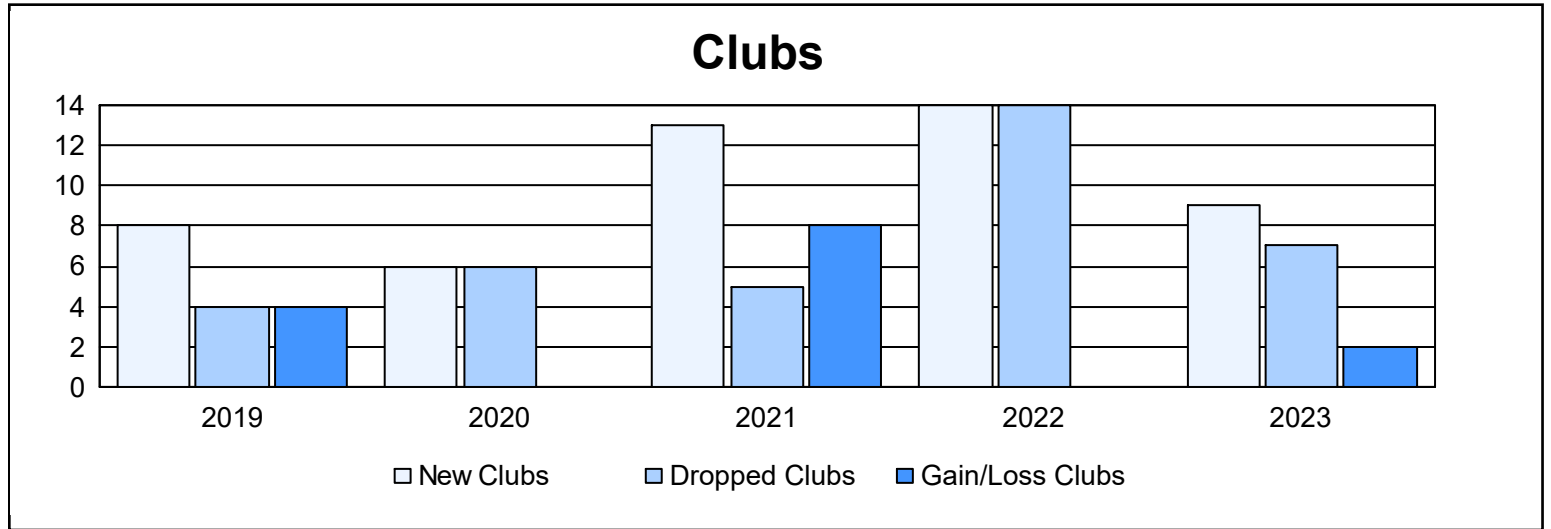
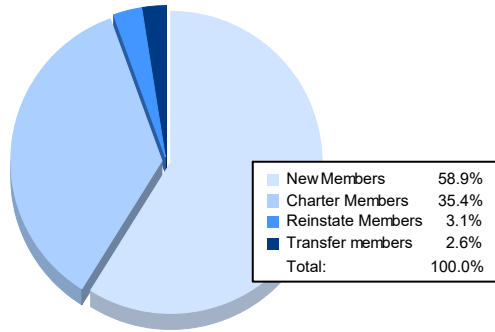


| Year | New Clubs | Dropped Clubs | Gain/ Loss Clubs | New Members | Charter Members | Reinstate Members | Transfer Members | Total Member Added | Total Members Dropped | Gain/ Loss Members |
|----------------|-----------|---------------|------------------|-------------|-----------------|-------------------|------------------|--------------------|-----------------------|--------------------|
| 2018-2019 | 8 | 4 | 4 | 212 | 190 | 27 | 2 | 431 | 619 | -188 |
| 2019-2020 | 6 | 6 | 0 | 153 | 188 | 33 | 70 | 444 | 562 | -118 |
| 2020-2021 | 13 | 5 | 8 | 466 | 374 | 15 | 16 | 871 | 536 | 335 |
| 2021-2022 | 14 | 14 | 0 | 324 | 413 | 20 | 8 | 765 | 909 | -144 |
| 2022-2023 | 9 | 7 | 2 | 363 | 218 | 19 | 16 | 616 | 314 | 302 |
| Average | 10 | 7 | 3 | 304 | 277 | 23 | 22 | 625 | 588 | 37 |



Membership Composition June 2023 Cumulative



Gender Composition June 2023 Cumulative

